



SAF ●

BALL RACE TURNTABLES

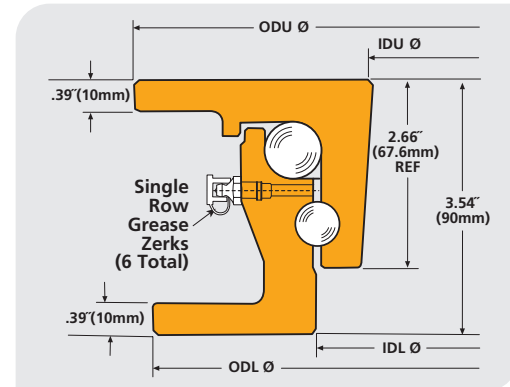
HEAVY-DUTY DOUBLE RACE TURNTABLES FOR
COMMERCIAL TRAILERS AND FIFTH WHEEL MOUNTING

SAF BALL RACE TURNTABLES



SAF Double Ball Race Turntables have been developed exclusively for installation in commercial transport vehicles. Their purpose is to transmit both the vertical load and drawbar pull.

SAF Turntables are built to the highest standards and are designed to meet high performance requirements.



MODEL NUMBER	WEIGHT	OUTER DIAMETER UPPER	INNER DIAMETER UPPER	OUTER DIAMETER LOWER	INNER DIAMETER LOWER
		ODU	IDU	ODL	IDL
1038300000810	183 lbs (83 Kg)	39.37" (1000 mm)	32.76" (832 mm)	38.86" (987 mm)	34.33" (872 mm)
1038300001010	183 lbs (83 Kg)	39.37" (1000 mm)	32.76" (832 mm)	38.86" (987 mm)	34.33" (872 mm)
1038300000820	209 lbs (95 kg)	43.39" (1102 mm)	36.69" (932 mm)	43.11" (1095 mm)	38.27" (972 mm)
1038300001030	209 lbs (95 kg)	43.39" (1102 mm)	36.69" (932 mm)	43.11" (1095 mm)	38.27" (972 mm)

MODEL NUMBER	DESCRIPTION	VERTICAL CAPACITY	GREASE ZERK FITTINGS
1038300000810	39" (1000 mm) OD	36,000 lbs (160 kN)	Metric
1038300001010	39" (1000 mm) OD	36,000 lbs (160 kN)	Imperial
1038300000820	43" (1100 mm) OD	45,000 lbs (200 kN)	Metric
1038300001030	43" (1100 mm) OD	45,000 lbs (200 kN)	Imperial

Double Ball Race – Ball Size: .79" (20 mm) and .63 (16 mm)

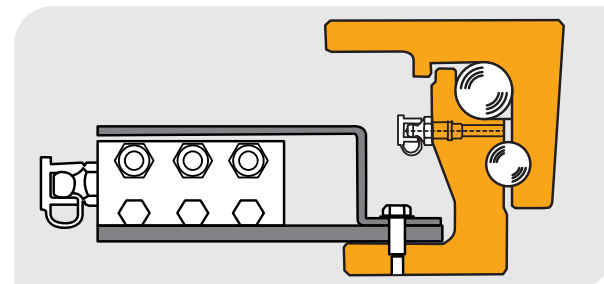
CENTROLUBE OPTION

The advantage of this central lubricating system is that all lubrication points around the ball race can be lubricated from one lubrication point. The lubricant distributor developed by SAF-HOLLAND guarantees even distribution of the lubricant and consistently good performance.

NOTE: Centrolube is not compatible with imperial fittings.

WARRANTY

SAF Turntables are covered by a 1-Year Warranty. Contact your SAF-HOLLAND representative for details.



CENTROLUBE	
Complete Central Lubricating System For Ball Races	
BALL RACE PART NUMBER	ORDER NUMBER
1038300000810	2110300000370
1038300000820	

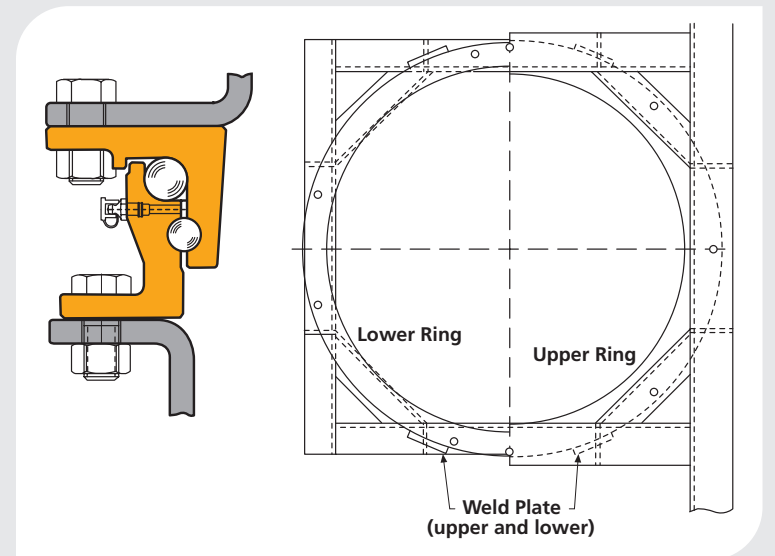
PRE-INSTALLATION INFORMATION



SAF Turntables must be mounted on the flat and distortion proof structure. It is required that the turntable be adequately supported by the mounting structure over at least 50% of the mounting surface of the upper and lower flanges. The supported areas must be equally distributed between the direction of travel, and at right angles to this. Never weld turntables to their mounting structure.

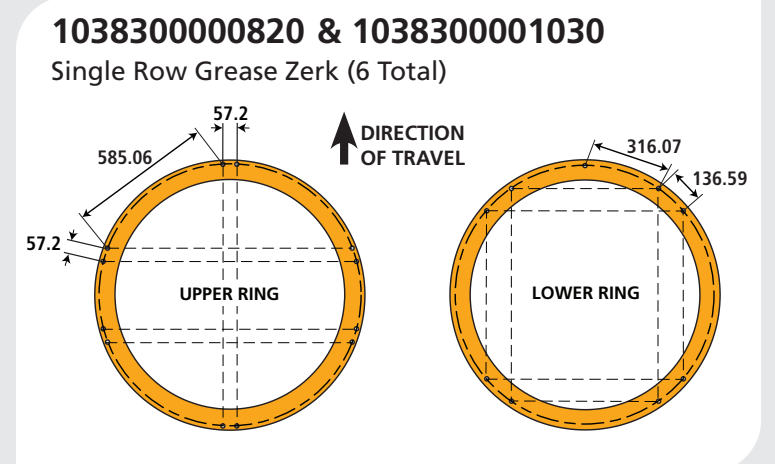
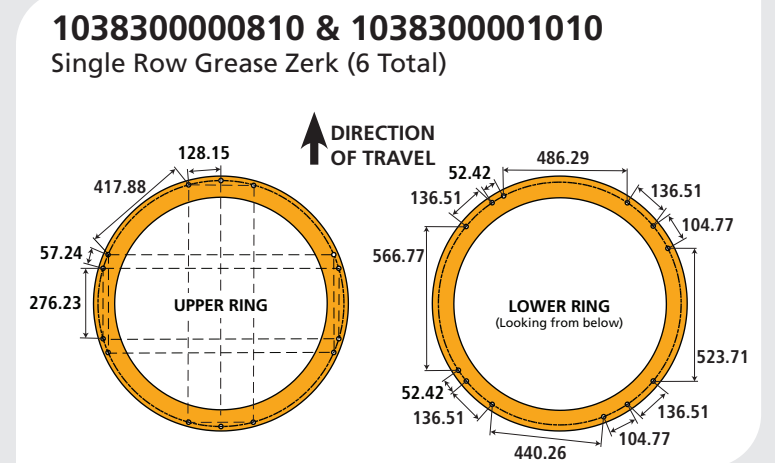
The load details and the bolt connection are only valid for operation on roads consisting of less than 10% off-road* conditions.

* Off-road refers to terrain on which a tractor-trailer will operate which is unpaved and rough, or ungraded. Any terrain not considered part of the public highway system falls under this heading.



MOUNTING HOLES

SAF Turntables are available undrilled or with a standard drill pattern. Custom drill patterns only with customer request and order placement. If the mounting holes are customer drilled, the name plate (filler plug) must be offset to the direction of travel by 45 degrees at the lower ring. Mounting holes are not allowed in the area around either name plate.



MODEL	LOWER RING BOLT PATTERN CIRCLE		UPPER RING BOLT PATTERN CIRCLE	
	INCH	MM	INCH	MM
1038300000810	37.50	952	38.00	966
1038300001010*	37.50	952	38.00	966
1038300000820	41.75	1061	42.32	1075
1038300001030*	41.75	1061	42.32	1075

Mounting Hole Size: .67" (17 mm)
* Imperial Grease Zerk Fittings



TRAILER AXLES AND
SUSPENSION SYSTEMS



COUPLING AND
LIFTING SYSTEMS



SUSPENSIONS FOR
TRUCKS AND BUSES



SUSPENSIONS AND
AXLE SYSTEMS



V.ORLANDI
TOWING
SYSTEMS



TRAILER AXLES/SUSPENSIONS,
COUPLING AND LIFTING
SYSTEMS

safholland.com

SAF-HOLLAND, Inc.
800.876.3929

SAF-HOLLAND Canada Limited
519.537.3494
Western Canada 604.574.7491

SAF-HOLLAND Mexico
52.55.5456.8641